


GLAZE

COLLECTION ON THERMOPLASTIC



Glazed finishes produce a whole new level of creativity that redefines thermoplastic doors. Bring originality to your décor by selecting a Penciled or Wiped Glaze finish in one of our six glaze color options.

Pencil Lined Glaze Finish




Wiped Glaze Finish



Consult our reference list to determine which glaze finishes are compatible with our thermoplastic colors and which models and exterior profiles are suggested.

Glaze on Thermoplastic Reference List



Colors	Description	Penciled Glaze	Wiped Glaze	White	Black	Brown	Rust	Tan	Grey-beige
B21R	White - Matte	✓	✓		●	●	●		
B30R	Almond - Matte	✓	✓		●	●	●		
B53W	Valley Oak - Matte	✓	✓	●	●	●		●	●
B63W	Natural Cherry - Matte	✓	--	●	●	●		●	●
B91W	Blue Maple - Satin	✓	--	●	●	●	●	●	
C35S	White - Satin	✓	--		●	●	●		
C71W	Ivory Wood - Matte	✓	✓		●	●	●	●	●
C72R	Antique White - Matte	✓	✓		●	●	●		●
C72S	Antique White - Satin	✓	--		●	●	●		●
C78W	Pink Maple - Matte	✓	--	●	●	●	●	●	●
C92W	Hard Rock Maple - Satin	✓	✓	●	●	●	●		●
F20W	Summer Flame - Matte	✓	✓	●	●	●		●	●
F21W	Candlelight - Matte	✓	--	●	●	●	●	●	●
F43W	Secret - Matte	✓	✓	●	●	●	●		●
F44W	Chocolate Pear Tree - Matte	✓	--	●	●	●		●	●
F97W	Pearwood - Matte	✓	--	●	●	●	●	●	●
P122W	Silken Maple - Matte	✓	✓	●	●	●	●	●	●
P471W	Tawny Port - Matte	✓	✓	●	●	●		●	●
P601W	Wenge - Matte	✓	--	●					●
R204W	Bourbon Cherry - Matte	✓	✓	●	●	●		●	●
R205W	Tobacco Cherry - Matte	✓	✓	●	●	●	●	●	●
R207W	Choco Cherry - Matte	✓	✓	●	●	●	●	●	●
R54R	Designer White - Matte	✓	✓		●	●	●		
R61W	Silver Ash - Matte	✓	--		●	●	●	●	●
R74W	Mahogany - Matte	✓	--	●	●	●		●	●
R763W	Maple Cream - Matte	✓	✓	●	●	●		●	●
R764W	Sugar Maple - Matte	✓	✓	●	●	●	●	●	●
R965W	Porto - Matte	✓	✓	●	●	●		●	●
V629R	Ivory - Matte	✓	✓		●	●	●		
V978W	Regal Cherry - Matte	✓	✓	●	●	●		●	●

ACCESSORIES	Penciled Glaze	Wiped Glaze
Frame and Mullion Doors – Panels – Wine Racks ♦	✓	✓
End Panels	♦	✓
Crown Mouldings Decorative Mouldings	✓	✓
Trim Mouldings	--	✓
Fluted Fillers	▲	✓
Fluted Fillers with Rosettes	✓	✓
3" Radius Curved Mouldings	▲	✓
Decorative Tambours	--	✓
Edgebanding	--	✓
Foil / Unilam	--	✓

Legend:

- Recommended Color
- ✓ Glaze Available
- Glaze Not Available

Accessories
Refer to the above list of color selections for glaze availability.
♦ See available door profiles
▲ Available on models with grooves

Profiles and Models
For wiped glaze doors without line details, specify on order "Wipe out all excessive glaze" or contact Customer Service.
● Indicates line details where penciled glaze / excess wiped glaze will remain.

Notes:
Since both the penciled and wiped glazes are done by hand, variations can and will, occur.
Wiped Glaze will change the color of the foil, whereas penciled glaze will not.

Interior Profiles

Model 03
Suggested exterior profile: C

Model 50
Suggested exterior profile: C

Model 07
Suggested exterior profile: C

Models 55/56
Suggested exterior profile: C

Model 06
Suggested exterior profile: C

Models 86/96
Suggested exterior profile: C

Model 27
Suggested exterior profile: A


Models 87/97
Suggested exterior profile: C

Model 33
Suggested exterior profile: A

Model 942

Exterior Profiles

7000 Series



455, avenue Poincaré
Quebec (Québec)
Canada G1P 3T7

Direct Line
(418) 652-7777
1 866 652-7777

Fax
(418) 652-0080
1 866 652-0080

